

Revo ASC KPI's

- Volume
- Hours/Case
- Operational Efficiencies
- Calendar Case Cost
- Case Cost
- Quality Reporting Measures

Month, Year of Date

September 2017

September 2017

Hrs/Case

Monday	Tuesday	Wednesday	Thursday	Friday
				1 13.31
	5 23.07	6 14.29	7 19.31	8 16.32
11 13.28	12 14.54	13 12.00	14 18.11	15 13.42
18 13.37	19 12.51	20 14.70	21 34.99	22 15.65
25 21.23	26 13.21	27 12.78	28 15.96	29 18.70

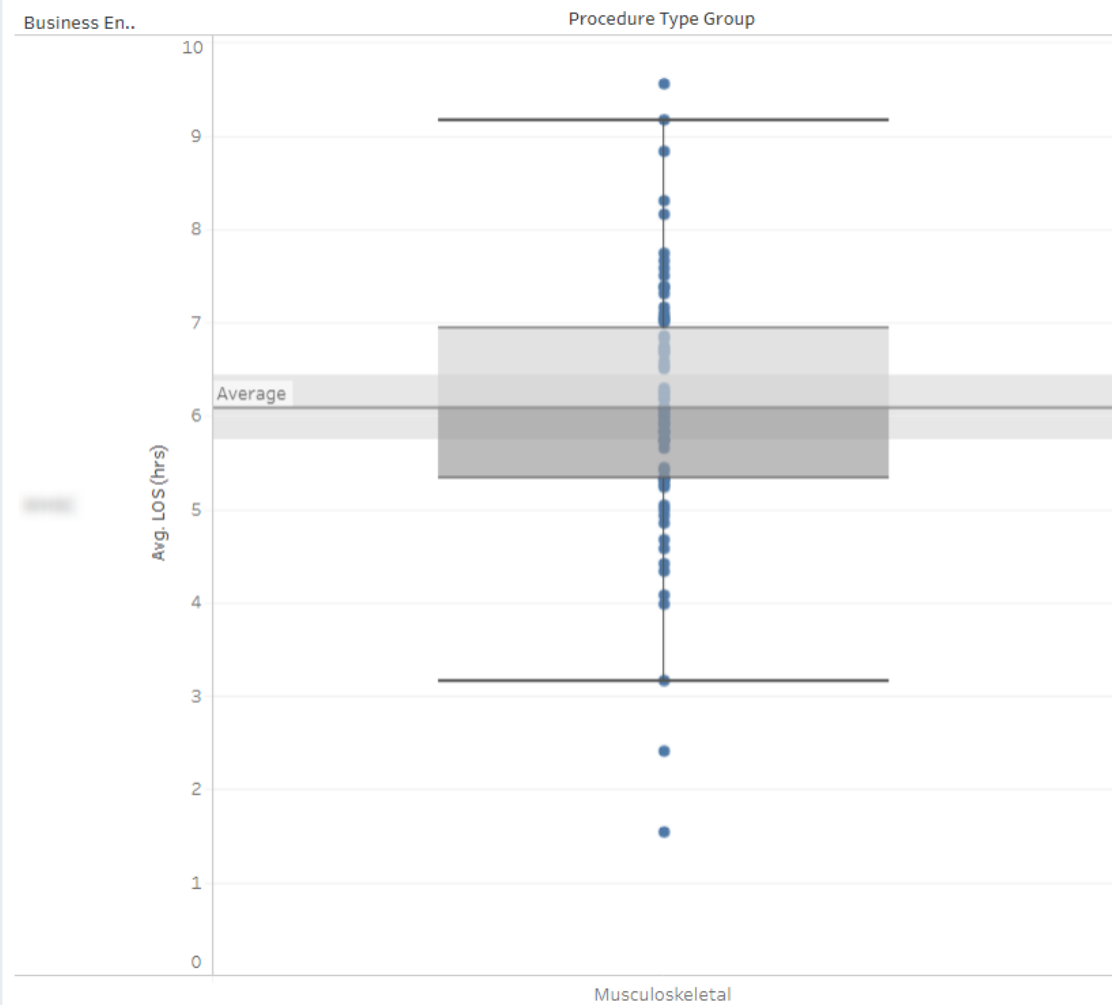
		Case Count	Leadership+Staff Hours	Avg. Leadership+Staff Hours/Case	
2017	Q1	January	536	7,767	15.4
		February	505	7,505	15.9
		March	559	8,609	16.3
	Q2	April	529	7,681	15.3
		May	532	8,282	16.9
		June	578	8,233	15.0
	Q3	July	453	7,507	18.7
		August	557	9,009	17.0
		September	501	7,752	16.5
	Q4	October	526	8,975	20.2
		November	87	1,356	15.6
	2016	Q1	January	484	7,999
		February	510	8,423	18.1
		March	538	9,183	17.8
Q2		April	591	8,576	15.9
		May	540	8,191	15.9
		June	597	9,106	15.8
Q3		July	474	7,892	18.6
		August	557	7,990	14.8
		September	518	7,394	15.3
Q4		October	483	7,290	16.2
		November	641	7,357	12.0
		December	593	7,674	13.5
2015	Q1	January	379	8,082	23.2
		February	466	8,018	19.3
		March	493	8,666	19.2
	Q2	April	598	8,940	16.4
		May	543	8,354	16.5
		June	521	9,215	18.5
	Q3	July	501	9,050	18.7
		August	557	8,413	16.3
		September	536	8,334	16.7
	Q4	October	575	8,913	16.5
		November	549	7,652	16.0
		December	625	8,567	15.2

Revo ASC KPI's

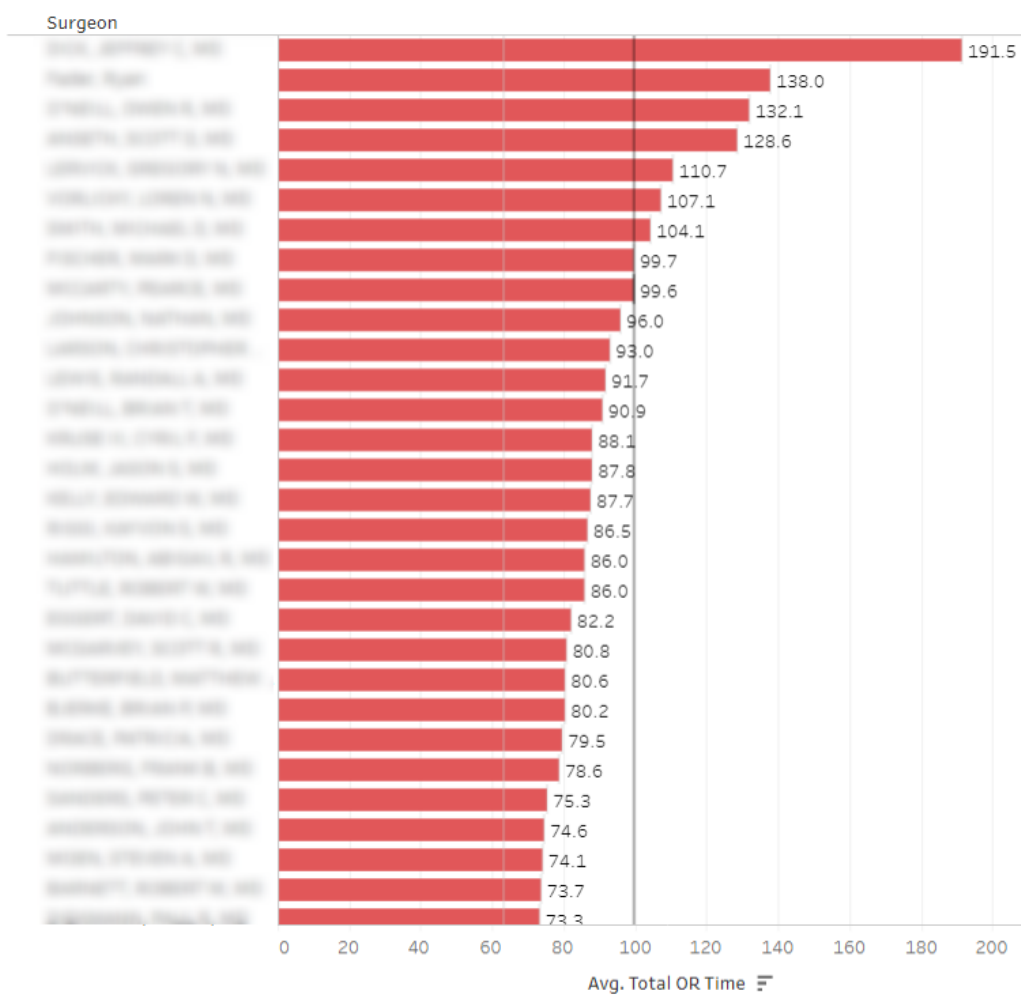
Navigation tabs: Volume | Hours/Case | **Operational Efficiencies** | Calendar Case Cost | Case Cost | Quality Reporting Measures

Business Entity: [Dropdown] | Procedure Type Group: (All) | Primary CPT: (All) | Surgeon: (All) | Procedure Type Group: Musculoskeletal

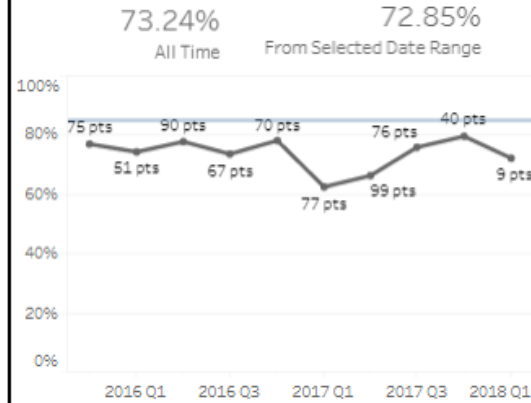
Avg LOS by CPT



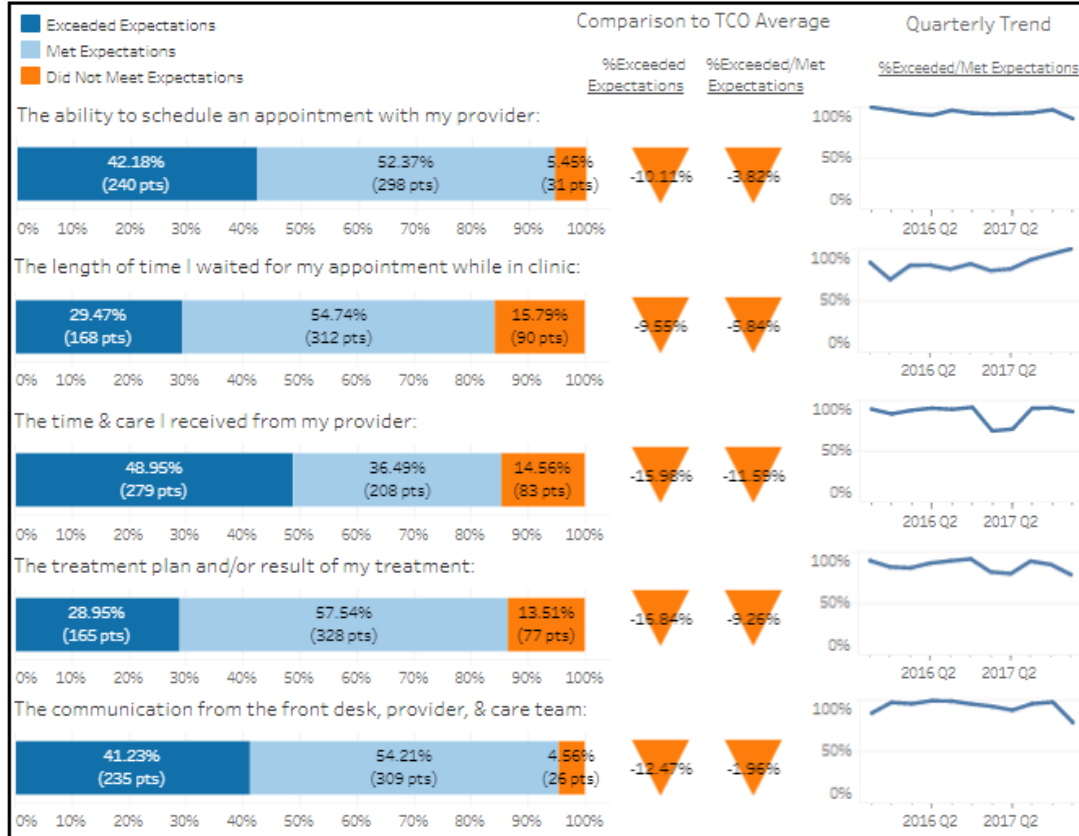
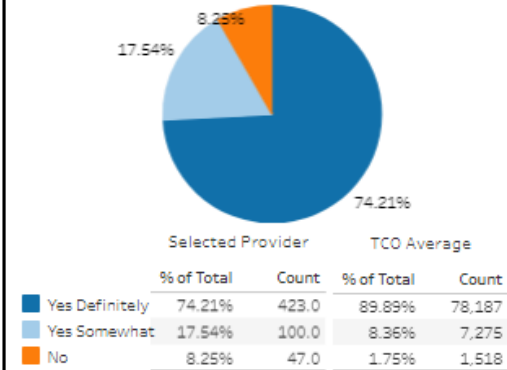
Avg OR Time by Surgeon



Medical Provider Satisfaction Score



Would you recommend this provider to family and friends?



Change in Pain VAS

